









	Fresh Water	Pool Water	Sea Water
Schaumsprudler 35-10 E / 55-10 E / 55-15 E			
Schaumsprudler 75-20 Silver			

SCHAUMSPRUDLER 35-10 E TO 75-20 SILVER

The lively bubbling water pattern generated by the foam effect nozzles is the optimal accessory for watercourse inlets, stepped pool installations, or fountain installations with a water reservoir at a lower level.

By mixing air with water, the pattern appears to be extremely high-volume. Nevertheless the nozzles actually have a low water requirement. The beautiful soft foam jet offers a strong contrast to its environment.

As opposed to Cascade and Geyser nozzles, Schaumsprudler nozzles work independently of the water level so that fluctuations in the water level do not affect the water pattern.

Product characteristics at a glance

- High-contrast, lively water pattern
- Foam / spume effect
- Trouble-free continuous operation
- Offers oxygen enrichment
- Extensively wind-stable
- Water-level independent



35-10 E

55-10 E

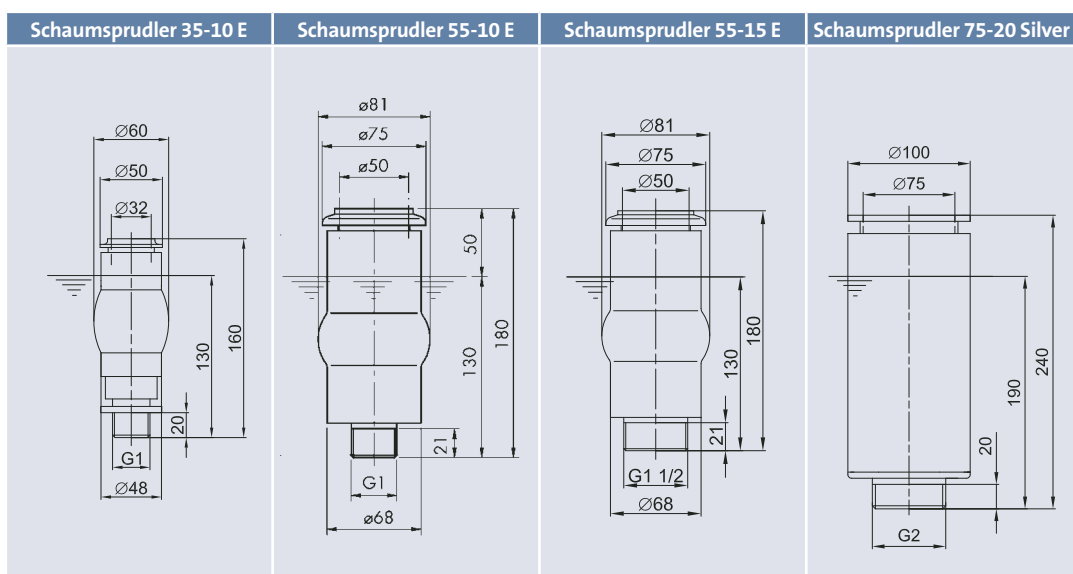


55-15 E

75-20 Silver

Accessories (must be ordered separately)	Order no.
Swivel connection 10 silver (see page 230)	51015
Swivel connection 15 silver (see page 230)	51016
Swivel connection 20 silver (see page 230)	51017
Sleeve 10 silver (see page 230)	51018
Sleeve 15 silver (see page 230)	51019
Sleeve 20 silver (see page 230)	51020

Accessories (must be ordered separately)	Order no.
Adapter G 10 / NPT 10 (see page 230)	51026
Adapter G 15 / NPT 15 (see page 230)	51027
Adapter G 20 / NPT 20 (see page 230)	51028
Reducing sleeve 15 x 10 (see page 231)	51032
Reducing sleeve 20 x 15 (see page 231)	51030
Swivel ball joint 10 (see page 231)	51165



		Schaumsprudler 35-10 E		Schaumsprudler 55-10 E		Schaumsprudler 55-15 E		Schaumsprudler 75-20 Silver	
Dimensions (Ø x H) [mm]		60 x 160		81 x 180		81 x 180		100 x 240	
Fountain height		DWB	DDB	DWB	DDB	DWB	DDB	DWB	DDB
		l/min	bar	l/min	bar	l/min	bar	l/min	bar
0.25	[m]	47	0.10	60	0.11				
0.50	[m]	55	0.14	84	0.21	125	0.11		
0.75	[m]	71	0.22	108	0.32	151	0.15		
1.00	[m]	80	0.28	122	0.40	176	0.19	328	0.20
1.25	[m]	89	0.34	134	0.49	198	0.24	367	0.24
1.50	[m]	97	0.40	145	0.58	217	0.28	401	0.29
1.75	[m]	104	0.46	156	0.66	235	0.33	433	0.34
2.00	[m]	111	0.52	166	0.75	252	0.38	463	0.39
2.50	[m]	123	0.65	184	0.92	282	0.48	518	0.49
3.00	[m]			200	1.09	310	0.58	567	0.58
3.50	[m]			216	1.27	335	0.67	612	0.68
4.00	[m]					359	0.77	655	0.78
4.50	[m]					381	0.87	695	0.87
5.00	[m]					402	0.97	733	0.97
6.00	[m]					441	1.16	803	1.17
7.00	[m]					477	1.36	868	1.33
8.00	[m]							928	1.56
9.00	[m]							965	1.75
10.00	[m]							1039	1.95
Material		Stainless steel 1.4301 (AISI 304)		Stainless steel 1.4571 (AISI 316Ti) / Brass				Double coated brass	
Weight	[kg]	0.5		1.2		1.4		4.3	
Order no.		50984		50986		50987		50768	